

TOTEN

Telecare System

Specification Sheet Network Cabinet

Network Cabinet

Model Name: GM6406 GM6606

6U



W600*D450*H350mm



W600*D600*H350mm



Product Features:

- Reliable 19" international structure, Commercial type
- Metal perforated front doors (Front Single door glass and Rear steel panel powder coated) with Round lock
- Front door hinges with over 180 degrees' operation angle •Rear single flat metal door
- Removable side panels with plastic fasteners for easy operation
- Top with 2 fans holes, cooling, fans size: 120*120*25 mm (fans optional)
- Top wiring entrances: 1× cable entrance with cover panel
- Bottom wiring entrances: 1× cable entrance with cover panels
- Easy-to-disassemble front/rear/left/right doors enable convenient operation from any side of the rack
- Operation installation of base enables the rack to stay in a fixed position with meeting requirements of data center
- Linkage rack, full series of operational accessories
- Varies specification upon customers' special requirements

General characteristics:

Product Description	Size W*D*H mm	h size in U	Width Overall	Width Rail to Rear Door mm	Depth Overall	Qty in Package	Package Volume	Gross Weight Kgs
GM6406 Network Cabinet	600*450*350	6U	600	19"	450	1	0,0542	14
GM6606 Network Cabinet	600*600*350	6U	600	19"	600	1	0.0972	15.1

Materials and specifications:

N°	Item	Qty	Materials	Treatment	Note
01	Frame	2	0.8mm SPCC steel	Powder coating	---
02	Front glass door	1	0.8mm SPCC steel	---	-----
03	Side panel	2	0.8mm SPCC steel	Powder coating	Removable
04	Rear steel door	1	0.8mm SPCC steel	Powder coating	---
05	Front door lock	1	---	---	Round Lock
06	Top cover	1	0.8 mm SPCC steel	Powder coating	---
07	Rear door lock	1	---	---	---
08	Bottom panel	1	SPCC T-0.8	Powder coating	Optional parts
09	Earthing bolts	1	SPCC T=1.5	---	25 Cm
10	Cage screws and nuts	20	Steel	Brass plated	M6
11	Mounting angle	1	SPCC T=1.2	Powder coating	---
12	19inch rails	4	SPCC T=1.5	Powder coating	---
13	Fix Shelf	1	0.8 mm SPCC steel	Powder coating	---

Product description:

- Load capacity 50 kg
- Exquisite design with precise dimension and craftsmanship
- Front single door with tempered glass & Rear single metal panel
Lockable door and side panels for system security.
- Fully adjustable vertical mounting rails
- Wheels and legs can be jointly installed to withstand up to 50Kg
- Lockable wiring holes on top/bottom, size of the large hole at the bottom adjustable.

Basic data:

- Width: 600mm
- Depth: 450mm/600mm
- Height: 6U

Standards:

- Comply with EN ISO 12100:2010 /EN 60204-1:2018 GB/ T19001-2016-ISO9001:2015 standard and ETSI standard Surface

Surface finish:

- Degrease, acid pickling, rust prevention and Parkerizing, pure water cleaning, static electricity powder coating.

Thickness:

- Mounting profile: 1.5mm, others: 0.8 mm

Materials:

- SPCC cold rolled steel

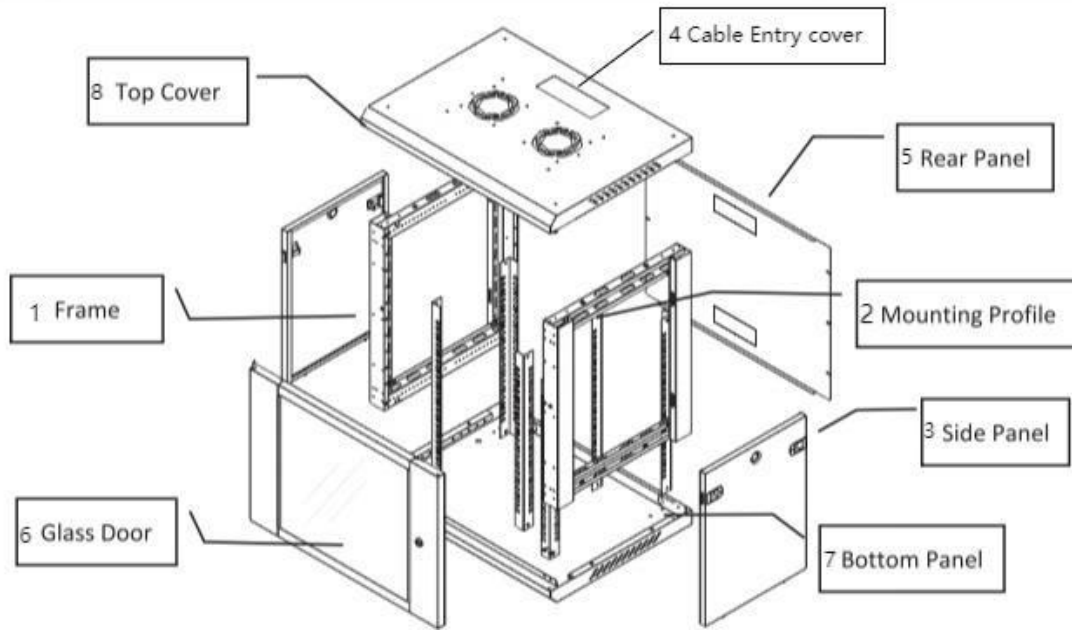
Body color:

- RAL9004 (Black)

Accessories Assembled:

- Fixing kit
- Cage nuts with screws 20pcs
- Front door with tempered safety glass
- Grounding kit
- Hanging strip

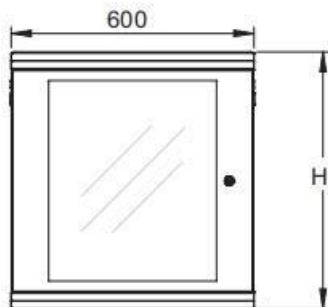
Main Structure:



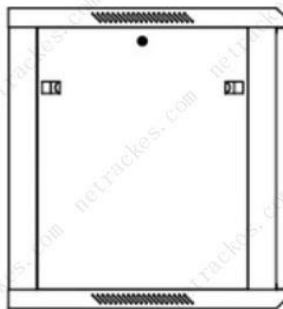
Main Parts

- | | |
|----------------------|-------------------------------|
| 1. Frame | 6. Toughened glass front door |
| 2. Mounting profile | 7. Bottom Panel |
| 3. Side panel | 8. Top Cover |
| 4. Cable entry cover | |
| 5. Back panel | |


Multi-view:



FRONT



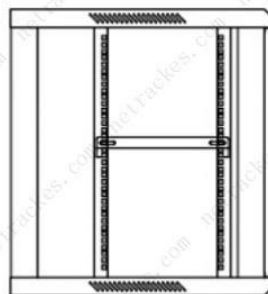
SIDE




TOP



REAR



SIDE



DOWN


Details and Optional Accessories:




Knockable cable entry on the top



Top ventilation mesh



Adjustable tray



Thickened Mounting profile



Small round stainless lock



Removable side door



Adjustable Feet



Cooling fan with filter



Fan thermostat



Handle Lock



Round Lock



Screws and Nuts



Fixed shelf



Sliding shelf



Cable management



PDU

